



# FOUNTAINS

---

## PRIMARY SCHOOL

Always achieving our potential

# Assessment Report

2023-2024

NICOLA PRICE



ALWAYS ACHIEVING OUR POTENTIAL



## Assessment Report - Fountains Primary School (2023-2024)

This comprehensive report outlines the headline data figures for Fountains Primary school but also demonstrates the progress and attainment made across four curriculums.



### Data Headlines – Progress in ‘all tracked core areas’



#### **Whole School**

92% of children made progress in every area tracked.

94% of children who receive PP make progress in every area tracked



#### **Functional Curriculum**

94% of children made progress in every area tracked.

95% of children who receive PP make progress in every area tracked.



#### **EYFS Curriculum**

91% of children make progress in every area tracked.

93% of children who receive PP make progress in every area tracked.



#### **Engagement Curriculum**

77% of children make progress in every area tracked, this was a rise of 8%

66% of children who receive PP make progress in every area tracked, this was a rise 16%.



#### **Autism Progress Curriculum**

100% of children make progress in every area tracked.

100% of children who receive PP make progress in every area tracked.



## Reading across school (Functional and EYFS Curriculum)

### Whole Cohort

97% of children make progress in reading of which 34% making more than a years' worth of progress, therefore accelerated.

98% of children who receive PP make progress in reading of which 35% making more than a years' worth of progress, therefore accelerated.

### Functional Curriculum

95% of children make progress in reading of which 26% making more than a years' worth of progress, therefore accelerated.

95% of children who receive PP make progress in reading of which 34% making more than a years' worth of progress, therefore accelerated.

### EYFS Curriculum

100% of children make progress in reading of which 41% making more than a years' worth of progress, therefore accelerated.

100% of children who receive PP make progress in reading of which 36% making more than a years' worth of progress, therefore accelerated.



## Maths Number across school (Functional and EYFS Curriculum)

### Whole Cohort

100% of children make progress in Maths number of which 25% making more than a years' worth of progress, therefore accelerated.

100% of children who receive PP make progress in Maths Number of which 30% making more than a years' worth of progress, therefore accelerated.

### Functional Curriculum

100% of children make progress in Maths number of which 36% making more than a years' worth of progress, therefore accelerated.

100% of children who receive PP make progress in Maths Number of which 25% making more than a years' worth of progress, therefore accelerated.

### EYFS Curriculum

100% of children make progress in Maths Number of which 36% making more than a years' worth of progress, therefore accelerated.

100% of children who receive PP make progress in Maths Number of which 36% making more than a years' worth of progress, therefore accelerated.



## Three Year Trend – Progress made in Reception for all children

| Subject                            | % of pupils making good progress with % making accelerated progress in brackets eg. at least 1 years worth of progress |                          |                          |
|------------------------------------|--|--------------------------|--------------------------|
|                                    | 2021-2022<br>19 children   | 2022-2023<br>23 children | 2023-2024<br>17 children |
| Making Relationships               | 100% (63%)   | 100% (23%)               | 100% (59%)               |
| Self-confidence and self-awareness | 100% (47%)   | 100% (56%)               | 100% (76%)               |
| Managing feelings and behaviour    | 100% (42%)   | 100% (61%)               | 100% (59%)               |
| Listening and Attention            | 100% (63%)   | 100% (70%)               | 100% (82%)               |
| Understanding                      | 94% (58%)  | 100% (48%)               | 100% (71%)               |
| Speaking                           | 100% (26%)   | 100% (39%)               | 100% (65%)               |
| Moving and Handling                | 100% (74%)   | 100% (52%)               | 100% (35%)               |
| Health and Self care               | 100% (58%)   | 100% (30%)               | 100% (65%)               |
| Reading                            | 100% (58%)   | 100% (56%)               | 100% (65%)               |
| Writing                            | 100% (50%)<br>(9 N/A)  | 100% (35%)<br>(6 N/A)    | 100% (92%)<br>(6 N/A)    |
| Number                             | 100% (63%)   | 100% (70%)               | 100% (71%)               |
| People & Communities               |  |                          | 100% (17%)               |
| Understanding the World            |  |                          | 100% (29%)               |
| Technology                         |  |                          | 100% (24%)               |
| Creating Materials                 |  |                          | 100% (12%)               |
| Being Imaginative & Expressive     |  |                          | 100% (17%)               |



## Attainment and Progress in the Reception cohort 2023-2024

| Reception Cohort Context 2023-2024 (17 pupils in total) |         |  |           |        |
|---|---------|--|-----------|--------|
| Boys  | Girls   | Pupil Premium<br>(including adopted<br>after care/LAC) | LAC       | EAL    |
| 11 (65%)  | 5 (26%) | 6 (35%)  | 0         | 1 (6%) |
| MLD   | SLD     | PMLD   | ASC       | SEMH   |
| 0   | 0       | 0  | 16 (100%) | 0      |

## Attainment for children at the end of Reception (2023-2024)

**Attainment:** This year 17 children did not meet any Early Learning Goals (ELG) due to the complexity of their needs.



## Early Years Progress Report 2023-2024

| Early Years Curriculum and Context (87 children) |          |  |     |          |
|--|----------|--|-----|----------|
| Boys   | Girls    | Pupil Premium<br>(including adopted<br>after care/LAC) | LAC | EAL      |
| 66 (76%)   | 21 (24%) | 39 (45%)   | 0   | 18 (21%) |

### 87 children who follow the EYFS Curriculum

| Cohort of children             | Number of pupils | Subject                            | Progress that has declined<br>- Exact Pupil number (% of pupils) | Progress that has plateaued<br>- Exact Pupil number (% of pupils) | Progress - Exact Pupil number (% of pupils) | Accelerated progress* - Exact Pupil number (% of pupils) |
|--------------------------------|------------------|------------------------------------|--|---|---|--|
| Whole                          | 87               | Making Relationships               | 1 (1%)   | 0   | 86 (99%)                                    | 39 (45%)   |
|                                |                  | Self Confidence and Self awareness | 1 (1%)   | 0   | 86 (99%)                                    | 37 (43%)   |
|                                |                  | Managing Feelings and Behaviour    | 1 (1%)   | 1 (1%)  | 85 (98%)                                    | 32 (37%)   |
|                                |                  | Listening & Attention              | 0  | 0   | 87 (100%)                                   | 44 (51%)   |
|                                |                  | Understanding                      | 0  | 0   | 87 (100%)                                   | 32 (37%)   |
|                                |                  | Speaking                           | 0  | 0   | 87 (100%)                                   | 28 (32%)   |
|                                |                  | Moving and Handling                | 0  | 1   | 87 (100%)                                   | 25 (29%)   |
|                                |                  | Health and Self care               | 0  | 0   | 87 (100%)                                   | 27 (31%)   |
|                                |                  | Reading                            | 0  | 0   | 87 (100%)                                   | 36 (41%)   |
|                                |                  | Writing (9 Not Applicable)         | 0  | 0   | 78 (100%)                                   | 32 (41%)   |
|                                |                  | Number                             | 0  | 0   | 87 (100%)                                   | 31 (36%)   |
|                                |                  | People & Communities               | 0  | 1 (1%)  | 86 (99%)                                    | 32 (37%)   |
|                                |                  | Understanding the World            | 0  | 1 (1%)  | 86 (99%)                                    | 34 (39%)   |
|                                |                  | Technology                         | 0  | 1 (1%)  | 86 (99%)                                    | 39 (45%)   |
|                                |                  | Creating Materials                 | 1 (1%)   | 0   | 86 (99%)                                    | 33 (38%)   |
| Being Imaginative & Expressive | 0                | 0                                  | 87 (100%)  | 31 (36%)  |   |  |

**Progress for children following EYFS according to characteristic**

| Characteristic                 | Number of pupils | Subject                            | Progress that has declined<br>- Exact Pupil number (% of pupils) | Progress that has plateaued<br>- Exact Pupil number (% of pupils) | Progress - Exact Pupil number (% of pupils) | Accelerated progress* - Exact Pupil number (% of pupils) |
|--------------------------------|------------------|------------------------------------|--|---|---|--|
| EAL                            | 18               | Making Relationships               | 1 (6%)   | 0   | 17 (94%)                                    | 4 (22%)  |
|                                |                  | Self Confidence and Self awareness | 1 (6%)   | 0   | 17 (94%)                                    | 3 (17%)  |
|                                |                  | Managing Feelings and Behaviour    | 1 (6%)   | 0   | 17 (94%)                                    | 3 (17%)  |
|                                |                  | Listening & Attention              | 0  | 0   | 18 (100%)                                   | 3 (17%)  |
|                                |                  | Understanding                      | 0  | 0   | 18 (100%)                                   | 4 (22%)  |
|                                |                  | Speaking                           | 0  | 0   | 18 (100%)                                   | 4 (22%)  |
|                                |                  | Moving and Handling                | 0  | 1 (6%)  | 17 (94%)                                    | 1 (6%)   |
|                                |                  | Health and Self care               | 0  | 0   | 18 (100%)                                   | 2 (22%)  |
|                                |                  | Reading                            | 0  | 0   | 18 (100%)                                   | 5 (28%)  |
|                                |                  | Writing (3 Not Applicable)         | 0  | 0   | 18 (100%)                                   | 2 (22%)  |
|                                |                  | Number                             | 0  | 0   | 18 (100%)                                   | 2 (22%)  |
|                                |                  | People & Communities               | 0  | 1 (6%)  | 17 (94%)                                    | 2 (22%)  |
|                                |                  | Understanding the World            | 0  | 1 (6%)  | 17 (94%)                                    | 1 (6%)   |
|                                |                  | Technology                         | 0  | 1 (6%)  | 17 (94%)                                    | 3 (17%)  |
|                                |                  | Creating Materials                 | 1 (6%)   | 0   | 17 (94%)                                    | 3 (17%)  |
| Being Imaginative & Expressive | 0                | 0                                  | 18 (100%)  | 1 (6%)  |   |  |
| Non-EAL                        | 69               | Making Relationships               | 0  | 0   | 69 (100%)                                   | 35 (51%)   |
|                                |                  | Self Confidence and Self awareness | 0  | 0   | 69 (100%)                                   | 34 (49%)   |
|                                |                  | Managing Feelings and Behaviour    | 0  | 1 (1%)  | 68 (99%)                                    | 29 (42%)   |
|                                |                  | Listening & Attention              | 0  | 0   | 69 (100%)                                   | 25 (36%)   |
|                                |                  | Understanding                      | 0  | 0   | 69 (100%)                                   | 21 (30%)   |
|                                |                  | Speaking                           | 0  | 0   | 69 (100%)                                   | 23 (33%)   |
|                                |                  | Moving and Handling                | 0  | 0   | 69 (100%)                                   | 35 (51%)   |
|                                |                  | Health and Self care               | 0  | 0   | 69 (100%)                                   | 30 (43%)   |
|                                |                  | Reading                            | 0  | 0   | 69 (100%)                                   | 29 (42%)   |
|                                |                  | Writing (7 Not Applicable)         | 0  | 0   | 69 (100%)                                   | 30 (43%)   |
|                                |                  | Number                             | 0  | 0   | 69 (100%)                                   | 29 (36%)   |
|                                |                  | People & Communities               | 0  | 0   | 69 (100%)                                   | 30 (43%)   |

|  |  |                                |   |   |           |          |
|--|--|--------------------------------|---|---|-----------|----------|
|  |  | Understanding the World        | 0 | 0 | 69 (100%) | 33 (48%) |
|  |  | Technology                     | 0 | 0 | 69 (100%) | 36 (52%) |
|  |  | Creating Materials             | 0 | 0 | 69 (100%) | 30 (43%) |
|  |  | Being Imaginative & Expressive | 0 | 0 | 69 (100%) | 30 (43%) |

| Characteristic                 | Number of pupils | Subject                            | Progress that has declined - Exact Pupil number (% of pupils) | Progress that has plateaued - Exact Pupil number (% of pupils) | Progress - Exact Pupil number (% of pupils) | Accelerated progress* - Exact Pupil number (% of pupils) |
|--------------------------------|------------------|------------------------------------|---|--|---|--|
| Girls                          | 21               | Making Relationships               | 0   | 0  | 21 (100%)                                   | 8 (38%)  |
|                                |                  | Self Confidence and Self awareness | 0   | 0  | 21 (100%)                                   | 9 (43%)  |
|                                |                  | Managing Feelings and Behaviour    | 0   | 0  | 21 (100%)                                   | 9 (43%)  |
|                                |                  | Listening & Attention              | 0   | 0  | 21 (100%)                                   | 5 (24%)  |
|                                |                  | Understanding                      | 0   | 0  | 21 (100%)                                   | 8 (38%)  |
|                                |                  | Speaking                           | 0   | 0  | 21 (100%)                                   | 7 (33%)  |
|                                |                  | Moving and Handling                | 0   | 0  | 21 (100%)                                   | 4 (19%)  |
|                                |                  | Health and Self care               | 0   | 0  | 21 (100%)                                   | 6 (29%)  |
|                                |                  | Reading                            | 0   | 0  | 21 (100%)                                   | 5 (24%)  |
|                                |                  | Writing (3 Not Applicable)         | 0   | 0  | 21 (100%)                                   | 8 (38%)  |
|                                |                  | Number                             | 0   | 0  | 21 (100%)                                   | 6 (29%)  |
|                                |                  | People & Communities               | 0   | 0  | 21 (100%)                                   | 7 (33%)  |
|                                |                  | Understanding the World            | 0   | 0  | 21 (100%)                                   | 7 (33%)  |
|                                |                  | Technology                         | 0   | 0  | 21 (100%)                                   | 8 (38%)  |
|                                |                  | Creating Materials                 | 0   | 0  | 21 (100%)                                   | 7 (33%)  |
| Being Imaginative & Expressive | 0                | 0                                  | 21 (100%)   | 6 (29%)  |   |  |
| Boys                           | 66               | Making Relationships               | 1 (2%)  | 0  | 65 (98%)                                    | 31 (46%)   |
|                                |                  | Self Confidence and Self awareness | 1 (2%)  | 0  | 65 (98%)                                    | 28 (42%)   |
|                                |                  | Managing Feelings and Behaviour    | 1 (2%)  | 1 (2%)   | 64 (97%)                                    | 23 (35%)   |
|                                |                  | Listening & Attention              | 0   | 0  | 66 (100%)                                   | 39 (59%)   |
|                                |                  | Understanding                      | 0   | 0  | 66 (100%)                                   | 24 (36%)   |
|                                |                  | Speaking                           | 0   | 0  | 66 (100%)                                   | 21 (32%)   |
|                                |                  | Moving and Handling                | 0   | 1 (2%)   | 65 (98%)                                    | 21 (32%)   |
|                                |                  | Health and Self care               | 0   | 0  | 66 (100%)                                   | 21 (32%)   |
|                                |                  | Reading                            | 0   | 0  | 66 (100%)                                   | 31 (46%)   |
|                                |                  | Writing (7 N/A)                    | 0   | 0  | 66 (100%)                                   | 26 (39%)   |

|                                |    |                                    |           |          |           |          |
|--------------------------------|----|------------------------------------|-----------|----------|-----------|----------|
|                                |    | Number                             | 0         | 0        | 66 (100%) | 25 (38%) |
|                                |    | People & Communities               | 0         | 1 (2%)   | 65 (98%)  | 25 (38%) |
|                                |    | Understanding the World            | 0         | 1 (2%)   | 65 (98%)  | 27 (41%) |
|                                |    | Technology                         | 0         | 1 (2%)   | 65 (98%)  | 31 (46%) |
|                                |    | Creating Materials                 | 1 (2%)    | 0        | 65 (98%)  | 26 (39%) |
|                                |    | Being Imaginative & Expressive     | 0         | 0        | 66 (100%) | 25 (38%) |
| Pupil premium                  | 39 | Making Relationships               | 1 (3%)    | 0        | 38 (97%)  | 15 (38%) |
|                                |    | Self Confidence and Self awareness | 1 (3%)    | 0        | 38 (97%)  | 23 (59%) |
|                                |    | Managing Feelings and Behaviour    | 1 (3%)    | 0        | 38 (97%)  | 16 (41%) |
|                                |    | Listening & Attention              | 0         | 0        | 39 (100%) | 20 (51%) |
|                                |    | Understanding                      | 0         | 0        | 39 (100%) | 20 (51%) |
|                                |    | Speaking                           | 0         | 0        | 39 (100%) | 16 (41%) |
|                                |    | Moving and Handling                | 0         | 0        | 39 (100%) | 10 (26%) |
|                                |    | Health and Self care               | 0         | 0        | 39 (100%) | 16 (41%) |
|                                |    | Reading                            | 0         | 0        | 39 (100%) | 14 (36%) |
|                                |    | Writing (3 Not Applicable)         | 0         | 0        | 39 (100%) | 15 (38%) |
|                                |    | Number                             | 0         | 0        | 39 (100%) | 14 (36%) |
|                                |    | People & Communities               | 0         | 1 (3%)   | 38 (97%)  | 14 (36%) |
|                                |    | Understanding the World            | 0         | 1 (3%)   | 38 (97%)  | 15 (38%) |
|                                |    | Technology                         | 0         | 1 (3%)   | 38 (97%)  | 19 (49%) |
|                                |    | Creating Materials                 | 1 (3%)    | 0        | 38 (97%)  | 16 (41%) |
| Being Imaginative & Expressive | 0  | 0                                  | 39 (100%) | 17 (44%) |           |          |
| Non - Pupil Premium            | 48 | Making Relationships               | 0         | 0        | 48 (100%) | 24 (50%) |
|                                |    | Self Confidence and Self awareness | 0         | 0        | 48 (100%) | 14 (29%) |
|                                |    | Managing Feelings and Behaviour    | 0         | 1 (2%)   | 47 (98%)  | 15 (31%) |
|                                |    | Listening & Attention              | 0         | 0        | 48 (100%) | 21 (44%) |
|                                |    | Understanding                      | 0         | 0        | 48 (100%) | 16 (33%) |
|                                |    | Speaking                           | 0         | 0        | 48 (100%) | 14 (29%) |
|                                |    | Moving and Handling                | 0         | 0        | 48 (100%) | 15 (31%) |
|                                |    | Health and Self care               | 0         | 0        | 48 (100%) | 11 (23%) |
|                                |    | Reading                            | 0         | 0        | 48 (100%) | 22 (46%) |
|                                |    | Writing (7 Not Applicable)         | 0         | 0        | 48 (100%) | 17 (35%) |
|                                |    | Number                             | 0         | 0        | 48 (100%) | 17 (35%) |
|                                |    | People & Communities               | 0         | 0        | 48 (100%) | 17 (35%) |



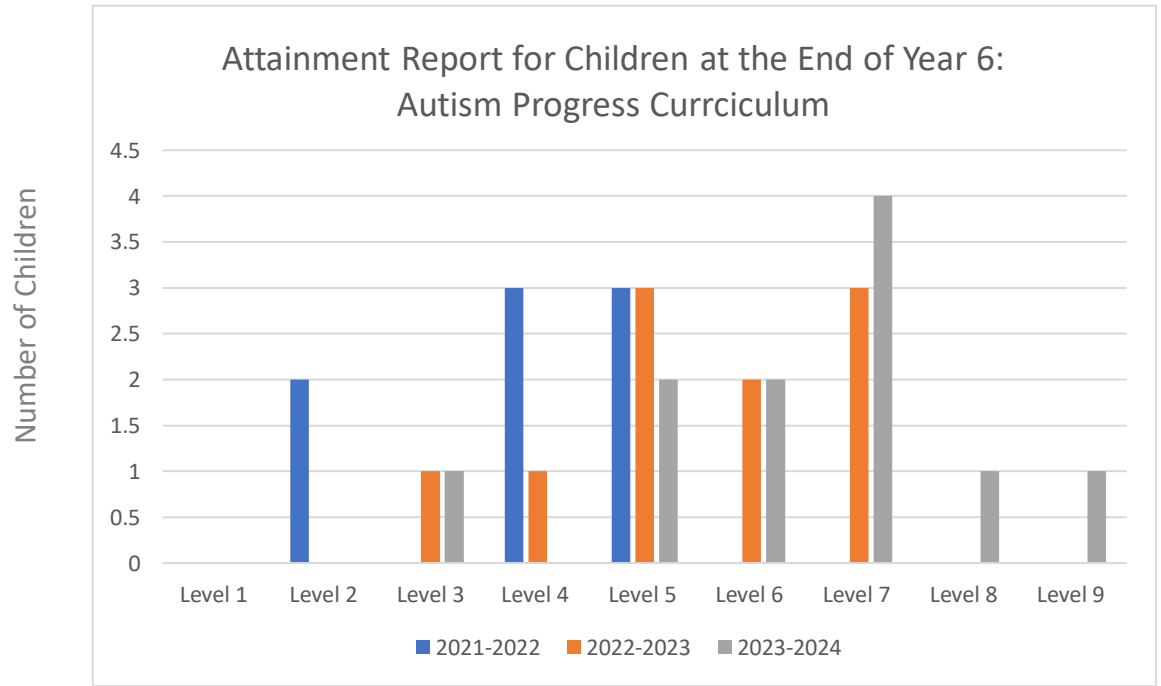
|  |   |   |   |           |          |
|--|---|---|---|-----------|----------|
|  | <b>Understanding the World</b>            | 0 | 0 | 48 (100%) | 19 (40%) |
|  | <b>Technology</b>                         | 0 | 0 | 48 (100%) | 20 (42%) |
|  | <b>Creating Materials</b>                 | 0 | 0 | 48 (100%) | 17 (35%) |
|  | <b>Being Imaginative &amp; Expressive</b> | 0 | 0 | 48 (100%) | 14 (29%) |

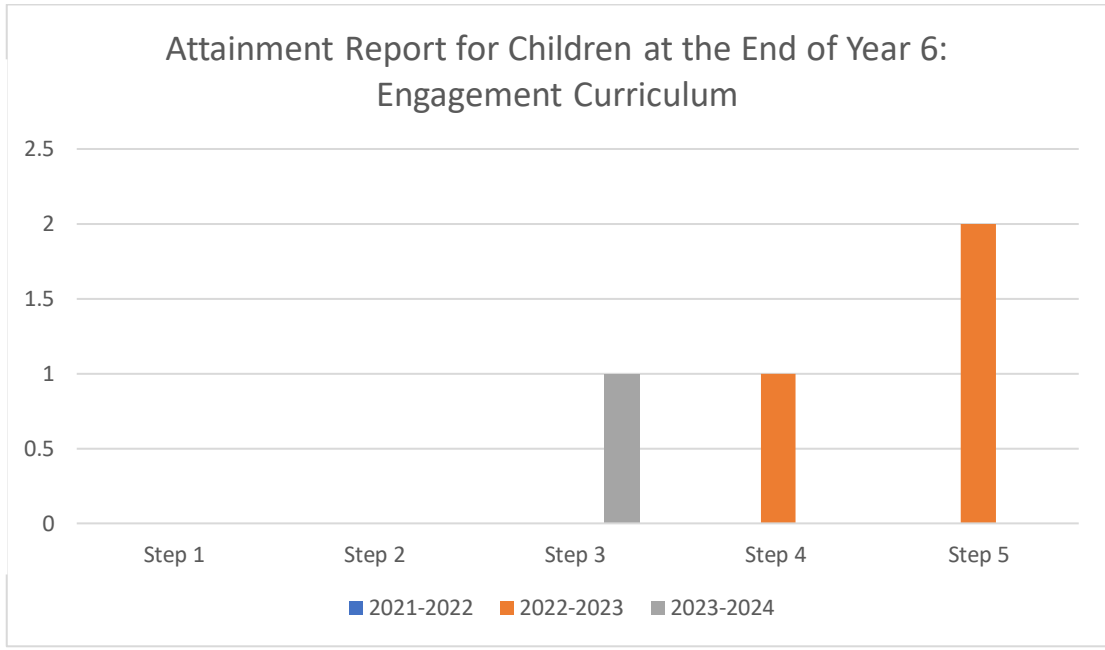
 **Attainment report for children at the end of Year 6 (2023-2024)**

| Academic Area                          | No. of Pupil | BLW HNM | PK1 | PK2 | PK3 | PK4 | PK5 | PK6 | WTS | AS |
|--|--------------|---------|-----|-----|-----|-----|-----|-----|-----|----|
| English - Reading                      | 36           | 5*      | 2   | 2   | 8   | 8   | 6   | 3   | 1   | 1  |
| English - Writing                      | 36           | 5*      | 6   | 5   | 6   | 4   | 6   | 3   | 1   |    |
| English – Grammar, Vocab & Punctuation | 36           | 21*     |     |     |     | 8   | 5   | 0   | 0   | 2  |
| Mathematics                            | 36           | 5*      | 3   | 1   | 5   | 10  | 6   | 1   | 5   | 0  |
| Science                                | 36           | 35      |     |     |     |     |     |     |     |    |

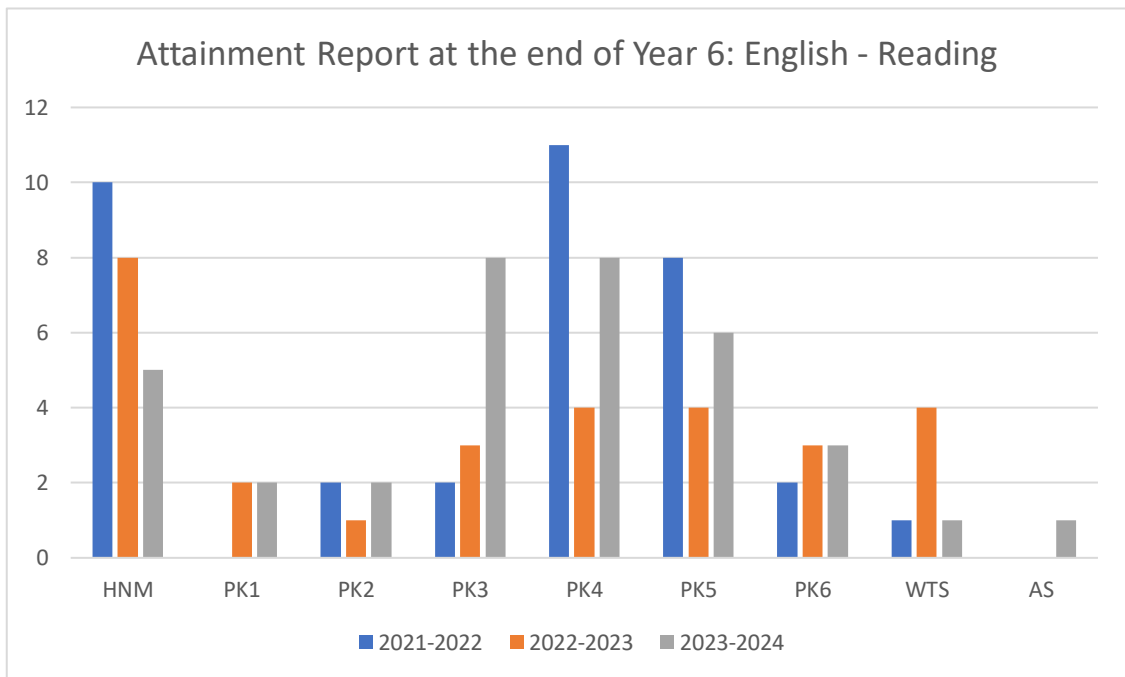
BLW = Below the standard of the pre-key stage, HNM = Have Not Met the standard, PK1 = Pre Key Stage Standard 1, PK2= Pre Key Stage Standard 2, PK3 = Pre Key Stage Standard 3, PK4= Pre Key Stage Standard 4, PK5 = Pre Key Stage Standard 5, PK6= Pre Key Stage Standard 6, WTS = Working towards the standard, AS = Achieved Standard

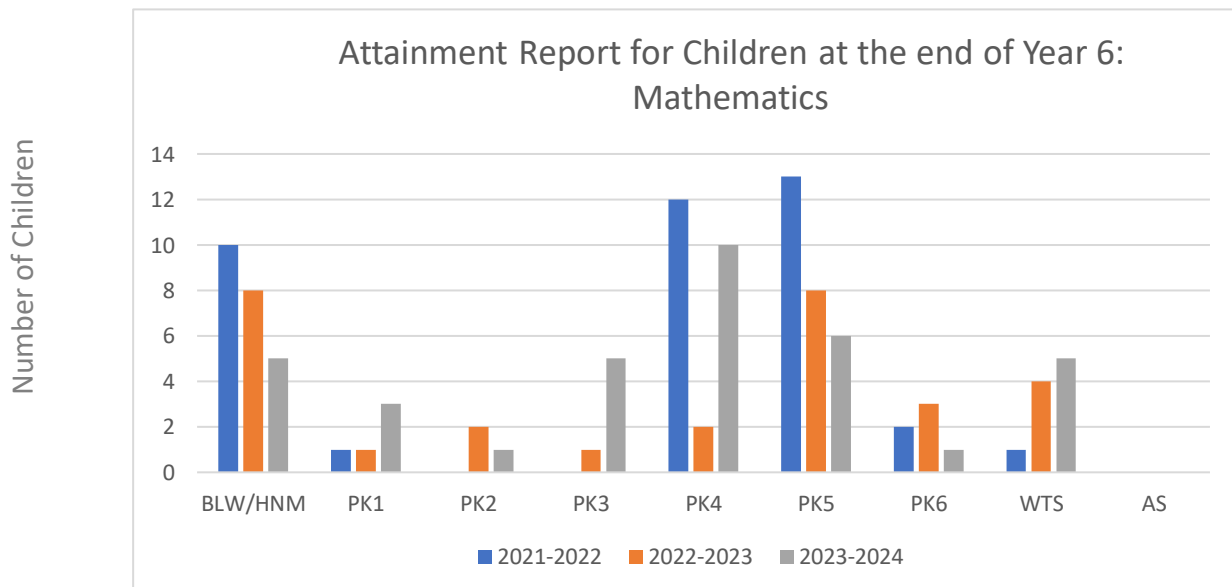
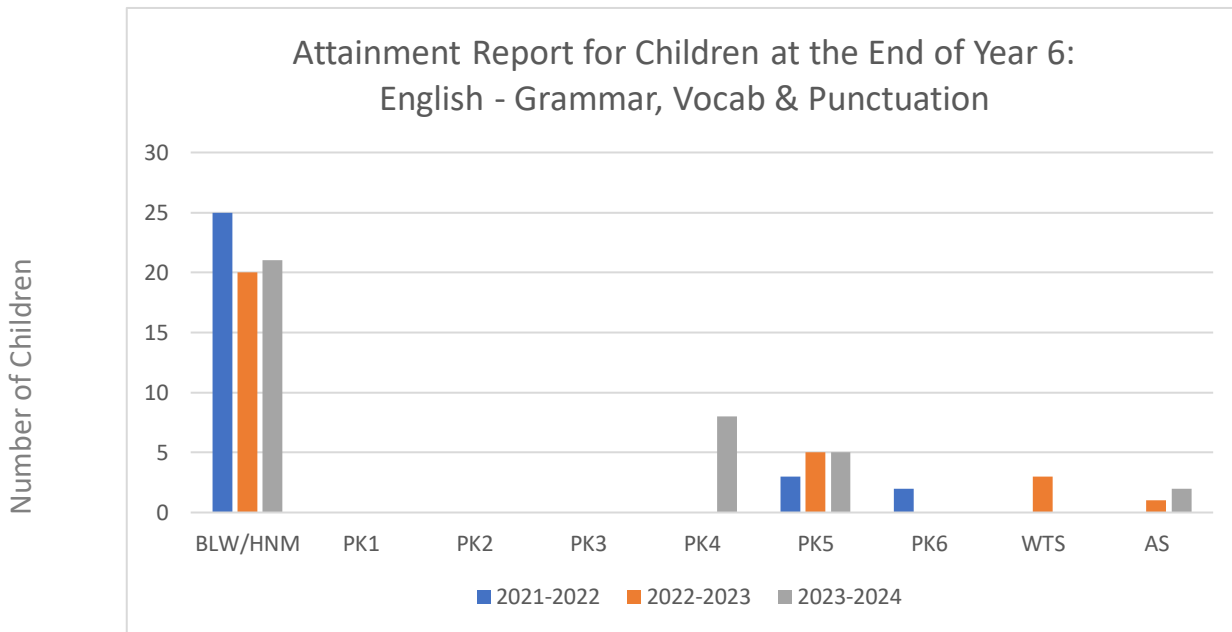
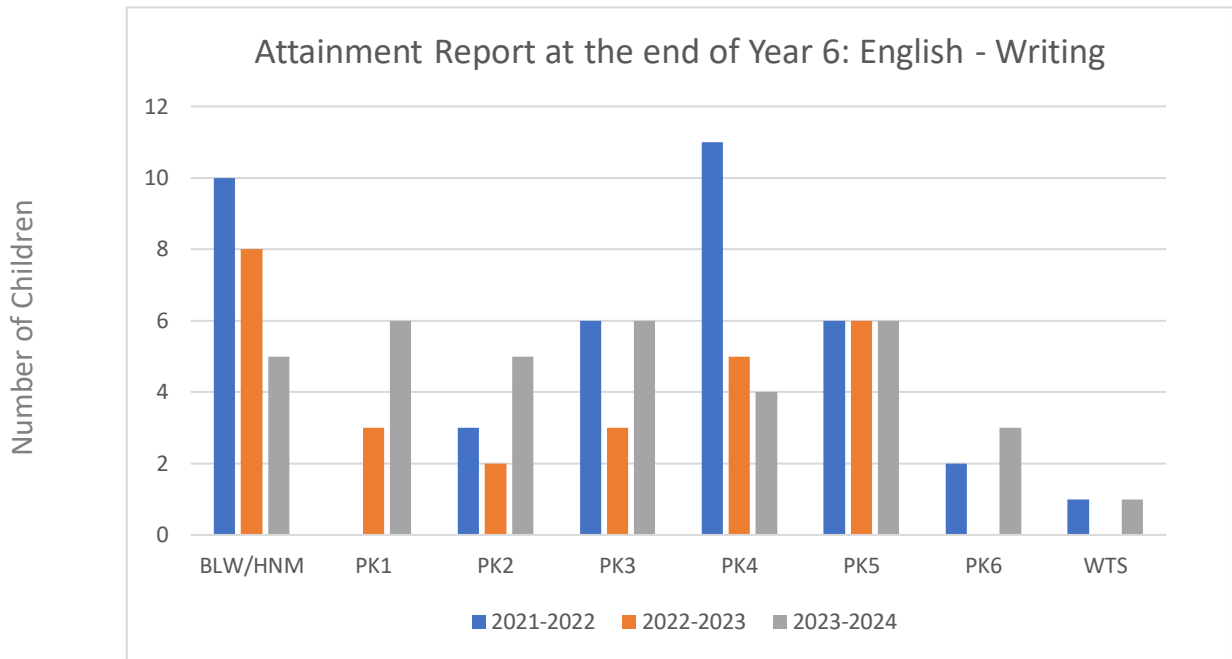
\*5 of these children now have their attainment measured by an Alternative Curriculum, the graphs below demonstrates their average overall attainment, across all areas.





 **3 year Trend – Year 6 Attainment for pupils in the Functional Curriculum**







## Progress in Year 6

### Whole cohort

91% of children made progress in every area tracked over the Key Stage.

### Functional Curriculum - 31 children (9 children are following the Autism Progress or engagement Curriculum and are also taught Pre-Key Stage Standards for English and maths)

90% of year 6 children made progress in every area tracked.

### Autism Progress Curriculum - 11 children

100% of children made progress in every area tracked of that 58% made accelerated progress in every area tracked.

### Engagement Curriculum – 2 child

1 child made progress in every area tracked

1 child made progress in 17 out of 18 areas tracked.

| Progress for children in Year 6 following the Autism Progress curriculum |  |  |   |   |  |
|--|--|--|---|---|--|
| No. of pupils  | Subject  | Progress that has declined<br>- Exact Pupil number (% of pupils) | Progress that has plateaued<br>- Exact Pupil number (% of pupils) | Progress - Exact Pupil number (% of pupils) | Accelerated progress* - Exact Pupil number (% of pupils) |
| 11   | Communication (Expressive)                           | 0  | 0   | 11 (100%)                                   | 9 (82%)  |
|  | Communication (Receptive)                            | 0  | 0   | 11 (100%)                                   | 9 (82%)  |
|  | Social Interaction (Environmental Awareness)         | 0  | 0   | 11 (100%)                                   | 9 (82%)  |
|  | Social Interaction (Independent skills)              | 0  | 0   | 11 (100%)                                   | 10 (91%)   |
|  | Social Interaction (Engagement with Others)          | 0  | 0   | 11 (100%)                                   | 9 (82%)  |
|  | Flexibility of Thought (Prediction and Planning)     | 0  | 0   | 11 (100%)                                   | 3 (27%)  |
|  | Flexibility of Thought (Awareness and coping)        | 0  | 0   | 11 (100%)                                   | 3 (27%)  |
|  | Flexibility of Thought (Imagination and exploration) | 0  | 0   | 11 (100%)                                   | 3 (27%)  |
|  | Emotional Regulation (Self Awareness)                | 0  | 0   | 11 (100%)                                   | 5 (45%)  |
|  | Emotional Regulation (Self Control)                  | 0  | 0   | 11 (100%)                                   | 5 (45%)  |
|  | Emotional Regulation (Self Expression)               | 0  | 0   | 11 (100%)                                   | 5 (45%)  |

| Year 6 Progress data for children in the Functional Curriculum - 31 children |                      |   |  |   |  |
|--|----------------------|---|--|---|--|
| No. of pupils  | Subject              | Progress that has declined - Exact Pupil number (% of pupils) | Progress that has plateaued - Exact Pupil number (% of pupils) | Progress - Exact Pupil number (% of pupils) | Accelerated progress* - Exact Pupil number (% of pupils) |
| 31   | English (Reading)    | 1 (3%)  | 3 (10%)  | 27 (87%)                                    | 7 (23%)  |
|  | English (Writing)    | 2 (6%)  | 0  | 29 (94%)                                    | 4 (13%)  |
|  | English (S & L/Comp) | 0   | 1 (3%)   | 30 (97%)                                    | 12 (39%)   |
|  | Maths (Number)       | 0   | 0  | 31 (100%)                                   | 8 (26%)  |

| Functional Curriculum and Context* (89 children) |       |  |          |  |
|--|-------|--|----------|--|
| Boys   | Girls | Pupil Premium (including adopted after care/LAC) | EAL      |  |
| 67   | 21    | 44 (49%)   | 18 (20%) |  |

\*This information is for pupils who follow the Functional curriculum and those in different curriculums, who are taught key skills following the functional curriculum as a blended curriculum approach. Different groups have not been analysed due to the inconsistencies around the categorisations of SEND needs.

| Cohort     | No. of pupils | Subject                               | Progress that has declined - Exact Pupil number (% of pupils) | Progress that has plateaued - Exact Pupil number (% of pupils) | Progress - Exact Pupil number (% of pupils) | Accelerated progress* - Exact Pupil number (% of pupils) |
|------------|---------------|---------------------------------------|---|--|---|--|
| Functional | 89            | English (Reading)                     | 1 (1%)  | 4 (4%)   | 84 (95%)                                    | 23 (26%)   |
|            |               | English (Writing)                     | 2 (2%)  | 0  | 87 (98%)                                    | 25 (28%)   |
|            |               | English (Understanding/Comprehension) | 0   | 1 (1%)   | 88 (99%)                                    | 40 (45%)   |
|            |               | Maths (Number)                        | 0   | 0  | 89 (100%)                                   | 32 (36%)   |



## Progress for children following the Functional Curriculum Foundation Subjects

| Cohort     | No. of pupils | Subject                        | Progress that has declined - Exact Pupil number (% of pupils) | Progress that has plateaued - Exact Pupil number (% of pupils) | Progress - Exact Pupil number (% of pupils) | Accelerated progress* - Exact Pupil number (% of pupils) |
|------------|---------------|--------------------------------|---|--|---|--|
| Functional | 68            | Science Working Scientifically | 0   | 1 (1%)   | 67 (99%)                                    | 18 (26%)   |
|            |               | Science Animals                | 1 (1%)  | 0  | 67 (99%)                                    | 19 (28%)   |
|            |               | Science Materials              | 1 (1%)  | 1 (1%)   | 66 (98%)                                    | 8 (12%)  |
|            |               | Geography                      | 1 (1%)  | 1 (1%)   | 66 (98%)                                    | 12 (18%)   |
|            |               | History                        | 2 (3%)  | 3 (4%)   | 63 (93%)                                    | 11 (16%)   |
|            |               | Computing                      | 2 (3%)  | 1 (1%)   | 65 (96%)                                    | 14 (21%)   |
|            |               | Music                          | 1 (1%)  | 2 (3%)   | 65 (96%)                                    | 6 (9%)   |
|            |               | PE                             | 1 (1%)  | 4 (6%)   | 63 (93%)                                    | 3 (4%)   |
|            |               | PSHE                           | 2 (3%)  | 3 (4%)   | 63 (93%)                                    | 2 (4%)   |
|            |               | RE                             | 0   | 0  | 68 (100%)                                   | 17 (25%)   |
|            |               | Art                            | 1 (1%)  | 2 (3%)   | 65 (96%)                                    | 6 (9%)   |
|            |               | Design & Technology            | 1 (1%)  | 1 (1%)   | 66 (98%)                                    | 11 (16%)   |



## Comparison for progress made in foundation subjects for pupils following the Functional Curriculum Two Year Trend

| Subject                        | % of pupils making good progress with % making accelerated progress in brackets eg. at least 1 years' worth of progress | % of pupils making good progress with % making accelerated progress in brackets eg. at least 1 years' worth of progress |
|--------------------------------|---|---|
|                                | 2022-2023<br>83 children  | 2023-2024<br>68 children  |
| Science Working Scientifically | 98% (22%)   | 99% (26%)   |
| Science Animals                | 99% (22%)   | 99% (28%)   |
| Science Materials              | 96% (18%)   | 98% (12%)   |
| Geography                      | 93% (16%)   | 98% (18%)   |
| History                        | 98% (22%)   | 93% (16%)   |
| Computing                      | 95% (17%)   | 96% (21%)   |
| Music                          | 87% (16%)   | 96% (9%)  |
| PE                             | 90% (7%)  | 93% (4%)  |

|                     |           |            |
|---------------------|-----------|------------|
| PSHE                | 95% (7%)  | 93% (4%)   |
| RE                  | 96% (8%)  | 100% (25%) |
| Art                 | 98% (13%) | 96% (9%)   |
| Design & Technology | 96% (14%) | 98% (16%)  |

| Progress for the 89 Children following Functional Curriculum according to characteristic |               |                                       |   |  |   |  |
|--|---------------|---------------------------------------|---|--|---|--|
| Characteristic   | No. of pupils | Subject                               | Progress that has declined - Exact Pupil number (% of pupils) | Progress that has plateaued - Exact Pupil number (% of pupils) | Progress - Exact Pupil number (% of pupils) | Accelerated progress* - Exact Pupil number (% of pupils) |
| Boys   | 67            | English (Reading)                     | 0   | 4 (6%)   | 63 (94%)                                    | 20 (30%)   |
|  |               | English (Writing)                     | 2 (3%)  | 0  | 65 (97%)                                    | 19 (28%)   |
|  |               | English (Understanding/Comprehension) | 0   | 0  | 67 (100%)                                   | 34 (51%)   |
|  |               | Maths (Number)                        | 0   | 0  | 67 (100%)                                   | 27 (40%)   |
| Girls  | 21            | English (Reading)                     | 1 (5%)  | 0  | 20 (95%)                                    | 3 (14%)  |
|  |               | English (Writing)                     | 0   | 0  | 21 (100%)                                   | 6 (29%)  |
|  |               | English (Understanding/Comprehension) | 0   | 1 (5%)   | 20 (95%)                                    | 6 (29%)  |
|  |               | Maths (Number)                        | 0   | 0  | 21 (100%)                                   | 5 (24%)  |
| EAL  | 18            | English (Reading)                     | 0   | 1 (6%)   | 17 (94%)                                    | 4 (22%)  |
|  |               | English (Writing)                     | 1 (6%)  | 0  | 17 (94%)                                    | 3 (17%)  |
|  |               | English (Understanding/Comprehension) | 0   | 0  | 18 (100%)                                   | 8 (44%)  |
|  |               | Maths (Number)                        | 0   | 0  | 18 (100%)                                   | 6 (33%)  |
| Non-EAL  | 71            | English (Reading)                     | 1 (1%)  | 3 (4%)   | 67 (94%)                                    | 19 (27%)   |
|  |               | English (Writing)                     | 1 (1%)  | 0  | 70 (99%)                                    | 22 (31%)   |
|  |               | English (Understanding/Comprehension) | 0   | 1 (1%)   | 70 (99%)                                    | 32 (45%)   |
|  |               | Maths (Number)                        | 0   | 0  | 71 (100%)                                   | 26 (37%)   |
| Pupil Premium  | 44            | English (Reading)                     | 0   | 2 (5%)   | 42 (95%)                                    | 15 (34%)   |
|  |               | English (Writing)                     | 2 (5%)  | 0  | 42 (95%)                                    | 10 (23%)   |
|  |               | English (Understanding/Comprehension) | 0   | 1 (2%)   | 43 (98%)                                    | 19 (43%)   |

|                     |    |                                       |        |        |           |          |
|---------------------|----|---------------------------------------|--------|--------|-----------|----------|
|                     |    | Maths (Number)                        | 0      | 0      | 44 (100%) | 11 (25%) |
| Non – Pupil Premium | 45 | English (Reading)                     | 1 (2%) | 2 (4%) | 42 (94%)  | 8 (18%)  |
|                     |    | English (Writing)                     | 0      | 0      | 45 (100%) | 15 (33%) |
|                     |    | English (Understanding/Comprehension) | 0      | 0      | 45 (100%) | 21 (47%) |
|                     |    | Maths (Number)                        | 0      | 0      | 45 (100%) | 21 (47%) |

| Autism Progress Curriculum and Context (32 children) |         |  |           |      |
|--|---------|--|-----------|------|
| Boys   | Girls   | Pupil Premium (including adopted after care/LAC) | EAL       |      |
| 28 (88%)   | 4 (12%) | 15 (47%)   | 11 (34%)  |      |
| MLD  | SLD     | PMLD   | ASC       | SEMH |
| 0  | 0       | 0  | 32 (100%) | 0    |

| Progress for children following the Autism Progress curriculum |   |   |  |   |  |
|--|---|---|--|---|--|
| No. of pupils  | Subject   | Progress that has declined - Exact Pupil number (% of pupils) | Progress that has plateaued - Exact Pupil number (% of pupils) | Progress - Exact Pupil number (% of pupils) | Accelerated progress* - Exact Pupil number (% of pupils) |
| 32   | Communication (Expressive)                                | 0   | 0  | 32 (100%)                                   | 19 (53%)   |
|  | Communication (Receptive)                                 | 0   | 0  | 32 (100%)                                   | 20 (63%)   |
|  | Social Interaction (Environmental Awareness)              | 0   | 0  | 32 (100%)                                   | 20 (63%)   |
|  | Social Interaction (Independent skills)                   | 0   | 0  | 32 (100%)                                   | 22 (68%)   |
|  | Social Interaction (Engagement with Others)               | 0   | 0  | 32 (100%)                                   | 20 (63%)   |
|  | Flexibility of Thought (Prediction and Planning)<br>1 N/A | 0   | 0  | 31 (100%)                                   | 19 (53%)   |
|  | Flexibility of Thought (Awareness and coping)             | 0   | 0  | 32 (100%)                                   | 18 (56%)   |



|  |   |   |   |           |          |
|--|---|---|---|-----------|----------|
|  | <b>Flexibility of Thought (Imagination and exploration)</b> | 0 | 0 | 32 (100%) | 20 (63%) |
|  | <b>Emotional Regulation (Self Awareness) 11 N/A</b>         | 0 | 0 | 21 (100%) | 1 (9%)   |
|  | <b>Emotional Regulation (Self Control)</b>                  | 0 | 0 | 32 (100%) | 18 (56%) |
|  | <b>Emotional Regulation (Self Expression)</b>               | 0 | 0 | 32 (100%) | 17 (53%) |

| <b>Progress for Children following Autism Progress Curriculum according to Characteristic</b> |   |  |   |  |   |
|---|---|--|---|--|---|
| <b>No. of pupils</b>  | <b>Subject</b>  | <b>Progress that has declined - Exact Pupil number (% of pupils)</b> | <b>Progress that has plateaued - Exact Pupil number (% of pupils)</b> | <b>Progress - Exact Pupil number (% of pupils)</b> | <b>Accelerated progress* - Exact Pupil number (% of pupils)</b> |
| <b>Boys<br/>28</b>  | <b>Communication (Expressive)</b>                             | 0  | 0   | 28 (100%)  | 18 (64%)  |
|   | <b>Communication (Receptive)</b>                              | 0  | 0   | 28 (100%)  | 20 (71%)  |
|   | <b>Social Interaction (Environmental Awareness)</b>           | 0  | 0   | 28 (100%)  | 20 (71%)  |
|   | <b>Social Interaction (Independent skills)</b>                | 0  | 0   | 28 (100%)  | 22 (71%)  |
|   | <b>Social Interaction (Engagement with Others)</b>            | 0  | 0   | 28 (100%)  | 20 (71%)  |
|   | <b>Flexibility of Thought (Prediction and Planning) 1 N/A</b> | 0  | 0   | 28 (100%)  | 18 (64%)  |
|   | <b>Flexibility of Thought (Awareness and coping)</b>          | 0  | 0   | 28 (100%)  | 17 (61%)  |
|   | <b>Flexibility of Thought (Imagination and exploration)</b>   | 0  | 0   | 28 (100%)  | 18 (64%)  |
|   | <b>Emotional Regulation (Self Awareness) 10 N/A</b>           | 0  | 0   | 18 (100%)  | 1 (6%)  |
|   | <b>Emotional Regulation (Self Control)</b>                    | 0  | 0   | 28 (100%)  | 16 (57%)  |
|   | <b>Emotional Regulation (Self Expression)</b>                 | 0  | 0   | 28 (100%)  | 17 (61%)  |
| <b>Girls<br/>4</b>  | <b>Communication (Expressive)</b>                             | 0  | 0   | 4 (100%)   | 1 (25%)   |
|   | <b>Communication (Receptive)</b>                              | 0  | 0   | 4 (100%)   | 0   |
|   | <b>Social Interaction (Environmental Awareness)</b>           | 0  | 0   | 4 (100%)   | 0   |
|   | <b>Social Interaction (Independent skills)</b>                | 0  | 0   | 4 (100%)   | 0   |
|   | <b>Social Interaction (Engagement with Others)</b>            | 0  | 0   | 4 (100%)   | 0   |
|   | <b>Flexibility of Thought (Prediction and Planning)</b>       | 0  | 0   | 4 (100%)   | 1 (25%)   |

|  |  |                            |   |           |           |
|--|--|----------------------------|---|-----------|-----------|
|  | Flexibility of Thought (Awareness and coping)        | 0                          | 0 | 4 (100%)  | 1 (25%)   |
|  | Flexibility of Thought (Imagination and exploration) | 0                          | 0 | 4 (100%)  | 2 (50%)   |
|  | Emotional Regulation (Self Awareness) 1 N/A          | 0                          | 0 | 1 (100%)  | 0         |
|  | Emotional Regulation (Self Control)                  | 0                          | 0 | 4 (100%)  | 2 (50%)   |
|  | Emotional Regulation (Self Expression)               | 0                          | 0 | 4 (100%)  | 1 (50%)   |
| Pupil Premium (Inc Disadvantaged) 15                   | Communication (Expressive)                           | 0                          | 0 | 15 (100%) | 11 (73%)  |
|  | Communication (Receptive)                            | 0                          | 0 | 15 (100%) | 11 (73%)  |
|  | Social Interaction (Environmental Awareness)         | 0                          | 0 | 15 (100%) | 12 (80%)  |
|  | Social Interaction (Independent skills)              | 0                          | 0 | 15 (100%) | 13 (87%)  |
|  | Social Interaction (Engagement with Others)          | 0                          | 0 | 15 (100%) | 12 (80%)  |
|  | Flexibility of Thought (Prediction and Planning)     | 0                          | 0 | 15 (100%) | 11 (73%)  |
|  | Flexibility of Thought (Awareness and coping)        | 0                          | 0 | 15 (100%) | 9 (60%)   |
|  | Flexibility of Thought (Imagination and exploration) | 0                          | 0 | 15 (100%) | 12 (80%)  |
|  | Emotional Regulation (Self Awareness) 6 N/A          | 0                          | 0 | 11 (100%) | 1 (17%)   |
|  | Emotional Regulation (Self Control)                  | 0                          | 0 | 15 (100%) | 11 (73%)  |
|  | Emotional Regulation (Self Expression)               | 0                          | 0 | 15 (100%) | 10 (67%)  |
|  | Non Pupil Premium 17                                 | Communication (Expressive) | 0 | 0         | 17 (100%) |
| Communication (Receptive)                              |  | 0                          | 0 | 17 (100%) | 9 (56%)   |
| Social Interaction (Environmental Awareness)           |  | 0                          | 0 | 17 (100%) | 8 (47%)   |
| Social Interaction (Independent skills)                |  | 0                          | 0 | 17 (100%) | 9 (56%)   |
| Social Interaction (Engagement with Others)            |  | 0                          | 0 | 17 (100%) | 8 (47%)   |
| Flexibility of Thought (Prediction and Planning) 1 N/A |  | 0                          | 0 | 16 (100%) | 0         |
| Flexibility of Thought (Awareness and coping)          |  | 0                          | 0 | 17 (100%) | 7 (41%)   |
| Flexibility of Thought (Imagination and exploration)   |  | 0                          | 0 | 17 (100%) | 8 (47%)   |
| Emotional Regulation (Self Awareness) 5 N/A            |  | 0                          | 0 | 5 (100%)  | 0         |
| Emotional Regulation (Self Control)                    |  | 0                          | 0 | 17 (100%) | 7 (41%)   |

|   |   |                                   |   |           |           |
|---|---|-----------------------------------|---|-----------|-----------|
|   | <b>Emotional Regulation (Self Expression)</b>               | 0                                 | 0 | 17 (100%) | 7 (41%)   |
| <b>EAL<br/>11</b>   | <b>Communication (Expressive)</b>                           | 0                                 | 0 | 11 (100%) | 6 (55%)   |
|   | <b>Communication (Receptive)</b>                            | 0                                 | 0 | 11 (100%) | 7 (64%)   |
|   | <b>Social Interaction (Environmental Awareness)</b>         | 0                                 | 0 | 11 (100%) | 6 (55%)   |
|   | <b>Social Interaction (Independent skills)</b>              | 0                                 | 0 | 11 (100%) | 9 (82%)   |
|   | <b>Social Interaction (Engagement with Others)</b>          | 0                                 | 0 | 11 (100%) | 6 (55%)   |
|   | <b>Flexibility of Thought (Prediction and Planning)</b>     | 0                                 | 0 | 11 (100%) | 6 (55%)   |
|   | <b>Flexibility of Thought (Awareness and coping)</b>        | 0                                 | 0 | 11 (100%) | 6 (55%)   |
|   | <b>Flexibility of Thought (Imagination and exploration)</b> | 0                                 | 0 | 11 (100%) | 7 (64%)   |
|   | <b>Emotional Regulation (Self Awareness) 3 N/A</b>          | 0                                 | 0 | 8 (100%)  | 1 (13%)   |
|   | <b>Emotional Regulation (Self Control)</b>                  | 0                                 | 0 | 11 (100%) | 5 (45%)   |
|   | <b>Emotional Regulation (Self Expression)</b>               | 0                                 | 0 | 11 (100%) | 5 (45%)   |
|   | <b>Non EAL<br/>21</b>                                       | <b>Communication (Expressive)</b> | 0 | 0         | 26 (100%) |
| <b>Communication (Receptive)</b>                              |   | 0                                 | 0 | 26 (100%) | 13 (62%)  |
| <b>Social Interaction (Environmental Awareness)</b>           |   | 0                                 | 0 | 26 (100%) | 14 (67%)  |
| <b>Social Interaction (Independent skills)</b>                |   | 0                                 | 0 | 26 (100%) | 13 (62%)  |
| <b>Social Interaction (Engagement with Others)</b>            |   | 0                                 | 0 | 26 (100%) | 14 (67%)  |
| <b>Flexibility of Thought (Prediction and Planning) 1 N/A</b> |   | 0                                 | 0 | 25 (100%) | 13 (62%)  |
| <b>Flexibility of Thought (Awareness and coping)</b>          |   | 0                                 | 0 | 26 (100%) | 12 (57%)  |
| <b>Flexibility of Thought (Imagination and exploration)</b>   |   | 0                                 | 0 | 26 (100%) | 13 (62%)  |
| <b>Emotional Regulation (Self Awareness) 8 N/A</b>            |   | 0                                 | 0 | 8 (100%)  | 0         |
| <b>Emotional Regulation (Self Control)</b>                    |   | 0                                 | 0 | 26 (100%) | 13 (62%)  |
| <b>Emotional Regulation (Self Expression)</b>                 |   | 0                                 | 0 | 26 (100%) | 12 (57%)  |

| Progress for children following the Engagement curriculum |   |   |  |  |   |
|---|---|---|--|--|---|
| No. of pupils   | Subject   | Progress that has declined<br><i>Exact Pupil number (% of pupils overall)</i> | Progress that has plateaued<br><i>Exact Pupil number (% of pupils overall)</i> | Progress made<br><i>Exact Pupil number (% of pupils)</i> | Accelerated Progress (over what's expected for 1 year)<br><i>Exact Pupil number (% of pupils)</i> |
| 13  | Cognition and Learning (Responsiveness)                   | 0   | 0  | 13 (100%)  | 2 (15%)   |
|   | Cognition and Learning (Curiosity)                        | 0   | 0  | 13 (100%)  | 2 (15%)   |
|   | Cognition and Learning (Investigation)                    | 0   | 0  | 13 (100%)  | 3 (23%)   |
|   | Cognition and Learning (Discovery)                        | 0   | 1 (8%)   | 12 (92%)   | 3 (23%)   |
|   | Cognition and Learning (Anticipation)                     | 0   | 1 (8%)   | 12 (92%)   | 3 (23%)   |
|   | Cognition and Learning (Persistence)                      | 0   | 0  | 13 (100%)  | 3 (23%)   |
|   | Cognition and Learning (Initiation)                       | 0   | 0  | 13 (100%)  | 3 (23%)   |
|   | Communication and Interaction (Expressive)                | 0   | 0  | 13 (100%)  | 3 (23%)   |
|   | Communication and Interaction (Receptive)                 | 0   | 1 (8%)   | 12 (92%)   | 2 (15%)   |
|   | Sensory and Physical (Visual)                             | 0   | 0  | 13 (100%)  | 3 (23%)   |
|   | Sensory and Physical (Auditory)                           | 0   | 0  | 13 (100%)  | 3 (23%)   |
|   | Sensory and Physical (Tactile)                            | 0   | 0  | 13 (100%)  | 3 (23%)   |
|   | Sensory and Physical (Olfactory and Gustatory)            | 0   | 1 (8%)   | 12 (92%)   | 3 (23%)   |
|   | Sensory and Physical (Vestibular)                         | 0   | 0  | 13 (100%)  | 3 (23%)   |
|   | Sensory and Physical (Proprioceptive)                     | 0   | 0  | 13 (100%)  | 3 (23%)   |
|   | Sensory and Physical (Fine motor)                         | 0   | 0  | 13 (100%)  | 3 (23%)   |
|   | Sensory and Physical (Gross motor)                        | 0   | 0  | 13 (100%)  | 3 (23%)   |
|   | Social, Emotional and Mental Health (Social Affection)    | 0   | 0  | 13 (100%)  | 3 (23%)   |
|   | Social, Emotional and Mental Health (Emotional Affection) | 0   | 0  | 13 (100%)  | 3 (23%)   |

This year there has been 13 children following the Engagement curriculum. Although some children are listed as making Zero progress, they have all made at least one small steps but not 1/5 of a level.

**Acronyms:**

LAC = Looked After Children

MLD = Moderate Learning Difficulties

SLD = Severe Learning Difficulties

PMLD = Profound and Multiple Learning Difficulties

ASC = Autistic Spectrum Disorder

EAL = English as an Additional Language